



## SERIES 411

### Vinyl Sliding Patio Doors

- + **Double Pane Insulated Glass** for improved thermal performance
- + **Fin removal option** to meet a variety of patio door installation needs
- + **Precision-Mitered Frames** with fusion welded corners provide the best possible resistance to air and water infiltration and enhance structural integrity
- + **Dual Weep & Drainage System** carries water away from the door while controlling air and dust penetration
- + **Multi-Chamber Vinyl Profiles** enhance structural strength, sound absorbency and improve year-round thermal performance
- + **Metal Reinforced Interlocks and Lock Stile** with full length pile weather strip provide superior structural strength, peace-of-mind and reduction of air and water infiltration
- + **Self-Tracking Adjustable Tandem Rollers** with solid aluminum track offer smooth, effortless operation
- + **Half Fiberglass Screen** is standard
- + **Equal Sightlines** for enhanced viewing and aesthetics
- + **Careful Design and Meticulous Heavy-Duty Construction** make this door an excellent choice for a wide variety of residential and light commercial applications




Door Handle  
(inside view)



Door Handle  
Multi-point lock option  
is available  
(outside view)

+ **COLOR**  
OPTIONS\*



All products may be ordered to meet Energy Star requirements.

# SERIES 411

## Vinyl Sliding Patio Doors



### CUSTOM Options

#### + SCREEN OPTIONS:

Heavy Duty Half Screen is optional

#### + GLASS TINT OPTIONS:\*

Bronze

Grey



\* actual colors may vary

#### + EXTERIOR FRAME COLORS:\*

Green

Black

Brown

Cranberry Red

Silver




\* actual colors may vary

#### + LOCK OPTION:

Multi-point lock is optional


#### + GRID PATTERNS:



Colonial



Prairie  
(8 Point)



3 Leg Prairie/  
Perimeter  
(4 Point)

#### + GRID STYLES:\*



5/8" flat



1" contoured

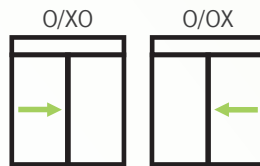
#### + GRID COLOR:

Color Matched

### + PATIO DOOR SIZES & CONFIGURATIONS (DIAGRAMS SHOWN FROM EXTERIOR VIEW):



PATIO DOOR SIZE  
5068 / 50610 / 5080  
6068 / 60610 / 6080  
8068 / 80610 / 8080



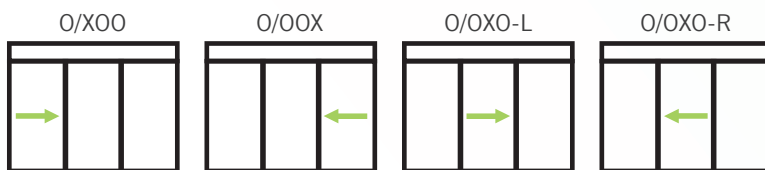
PATIO DOOR SIZE  
5068 / 50610  
6068 / 60610  
8068 / 80610

TRANSOM SIZE  
5010 / 5012 / 5014  
6010 / 6012 / 6014  
8010 / 8012 / 8014

X = Operable panel  
O = Fixed panel

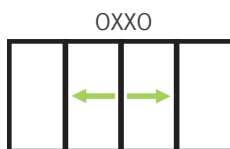


PATIO DOOR SIZE  
7668 / 76610 / 7680  
9068 / 90610 / 9080



PATIO DOOR SIZE  
7668 / 76610  
9068 / 90610

TRANSOM SIZE  
7610 / 7612 / 7614 / 7616  
9010 / 9012 / 9014 / 9016



PATIO DOOR SIZE  
10068 / 100610 / 10080  
12068 / 12610 / 12080

Note: Manufacturer reserves the right to substitute components as necessary for continued product improvement.

\* Printing process may affect color shown. Please refer to actual door sample when selecting colors.

Only use mild, water based household cleaner on painted product and rinse immediately with water.

See full cleaning instructions for details.

Screens are not meant to restrain a child from falling through an open window or door.

Energy Star is a registered trademark of the U.S. Department of Energy.