

**PRIME**  
*Window Systems*

# **Series 6000**

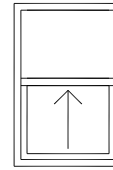
## **Vinyl Single Hung**

### **Contents**























































List of Architectural Drawings .....	6000SH - 3
Elevations - Single Hung .....	6000SH - 4
Available Sizes - Single Hung .....	6000SH - 5
Series 6000 Single Hung specification .....	6000SH - 7
Series 6000 Single Hung Test Data: AAMA Structural Performance .....	6000SH - 11
Series 6000 Single Hung Test Data: NFRC Thermal Performance .....	6000SH - 11
Architectural Drawings .....	6000SH - 12

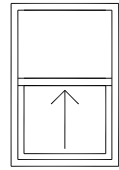
## List of Architectural Drawings

Single hung, vertical section (6000SH_1.dwg) .....	6000SH - 12
Single hung, vertical detail (6000SH_1d.dwg) .....	6000SH - 13
Single hung, horizontal section (6000SH_2.dwg) .....	6000SH - 14
Single hung, horizontal detail (6000SH_2d.dwg) .....	6000SH - 15



## Elevations - Single Hung

 18 X 24	 24 X 24	 30 X 24	 36 X 24	 42 X 24	 48 X 24
 18 X 30	 24 X 30	 30 X 30	 36 X 30	 42 X 30	 48 X 30
 18 X 36	 24 X 36	 30 X 36	 36 X 36	 42 X 36	 48 X 36
 18 X 42	 24 X 42	 30 X 42	 36 X 42	 42 X 42	 48 X 42
 18 X 48	 24 X 48	 30 X 48	 36 X 48	 42 X 48	 48 X 48
 18 X 54	 24 X 54	 30 X 54	 36 X 54	 42 X 54	 48 X 54
 18 X 60	 24 X 60	 30 X 60	 36 X 60	 42 X 60	 48 X 60
 18 x 66	 24 x 66	 30 x 66	 36 x 66	 42 x 66	 48 x 66
 18 X 72	 24 X 72	 30 X 72	 36 X 72	 42 X 72	 48 X 72



## Available Sizes - Single Hung

		Local: (509) 248-4462 U.S., Alaska, Hawaii: (800) 322-8050 FAX: (509) 453-6143			<b>6000 Single Hung Vinyl Windows</b>		
		Rough Opening Width					
		18	24	30	36	42	48
Rough Opening Height	36	18 x 36	24 x 36	30 x 36	36 x 36	42 x 36	
	42	18 x 42	24 x 42	30 x 42	36 x 42	42 x 42	48 x 42
	48	18 x 48	24 x 48	30 x 48	36 x 48	42 x 48	48 x 48
	54	18 x 54	24 x 54	30 x 54	36 x 54	42 x 54	48 x 54
	60	18 x 60	24 x 60	30 x 60	36 x 60	42 x 60	48 x 60
	66	18 x 66	24 x 66	30 x 66	36 x 66	42 x 66	48 x 66
	72	18 x 72	24 x 72	30 x 72	36 x 72	42 x 72	48 x 72

I. GENERAL REQUIREMENTS

- A. Provide **Series 6000 Single Hung** windows where shown on the drawings, according to the following specifications.
- B. Work Included:
1. Shop fabricated rigid polyvinyl chloride (PVC) windows.
  2. Shop glazing.
  3. Operating hardware and weatherstripping, and screens.
- C. Quality Assurance:
1. Manufacturer must have been in production of vinyl windows for at least five years.
  2. Products must be individually labeled with NFRC Thermal Certification, and AAMA Structural Certification labels, indicating the specified performance level.
  3. All extrusions used must be listed in the AAMA Certified PVC Extrusions Directory for conformance to AAMA 109 procedures.
  4. Windows must be installed plumb and true into prepared openings in accordance with approved shop drawings or the latest version of AAMA 2400 or ASTM E2112.
- D. Delivery, Storage, and Handling:
1. Deliver windows to jobsite.
  2. Identify each window with series type, U-factor, and work order number.
  3. Store off ground, on a flat surface in a near vertical position, under cover and protected from weather.
- E. Warranty:
1. Residential - Limited lifetime warranty coverage shall be provided for as long as the original owner owns the home. Warranty coverage shall include defects in materials and/or workmanship in vinyl material products manufactured by Prime Window Systems, Yakima, Washington.
  2. Multi-Family - If Prime Window Systems products are installed in non-owner multi-family occupied dwellings then this warranty is limited to 10-Years on parts and 1 year on labor from the date of delivery.
  3. Commercial - Limited warranty coverage shall be extended for a 2 year period on commercial applications, excluding parts and labor.
  4. Terms of the warranty, limitations, and conditions of the warranty coverage shall be available by contacting Prime Window Systems.

*Series 6000 Single Hung Specification*

F. System Performance : AAMA/WDMA/CSA 101/I.S. 2/A440-2005 Performance Class H-R30 (48 x 72).

1. Air Infiltration : Not to exceed 0.1 CFM at 1.57 PSF in accordance with ASTM E283. <sup>\*note 1</sup>
2. Water Resistance : No leakage when subjected to 4.5 PSF for four, five minute cycles per ASTM E547.
3. Structural : No damage after structural loading of 45 PSF per ASTM E330.
4. Thermal : U-value not to exceed 0. <sup>\*note 2</sup> when tested in accordance with NFRC 100 procedures. Each unit shall bear a NFRC certification label.

II. PRODUCTS

A. **Series 6000 Single Hung Windows** as manufactured by:  
Prime Window Systems, 3400 Tacoma Street, Union Gap, WA 98903  
1-800-322-8050

B. Materials:

1. Frames, sash, mullions, and snap-in dry glazing bead members: High impact rigid polyvinyl chloride ( PVC), compounded specifically for windows and doors. Material must meet ASTM Standard D 4726 and shall be lead-free. Frame width shall be 2¾" minimum with an integrally extruded nailing flange. Fixed and vent interlocks must be reinforced with 18 ga. roll-formed galvanized steel.
2. Available colors: standard colors are white and adobe.
3. Hardware: Operating sash shall be counter-balanced by block and tackle balances of sufficient strength to hold the sash in any open position. Die cast cam action lock mechanism shall engage die cast metal keeper.
4. Fasteners: Stainless steel, or corrosion resistant finish.
5. Weatherstrips: Factory installed fin-pile weatherstrip to provide the proper fit and compression to effectively seal against the intrusion of air, water, and dust.
6. Insulating glass: Hermetically sealed Class A units, ¾" overall thickness. Glazing shall be a minimum of float quality and of adequate strength for the size and use intended.
7. Screens: Charcoal fiberglass 18x16 mesh screen cloth set in painted roll formed aluminum frame fitted to the window with the necessary hardware.

C. Fabrication & Construction:

1. Windows must be constructed in a neat and workmanlike manner. All frame and sash corner joints shall be miter cut and fusion welded. Welds are to be dressed and finished to match the surrounding surfaces.
2. PVC window members shall have an integral white or adobe color throughout the profile. Exposed surfaces shall be smooth and uniform in appearance.
3. An internal drainage shall be incorporated into both fixed lite and operating sash windows.
4. Glass units shall be held in place by an AAMA approved internal glazing tape and an externally mounted glazing bead. Glazing tape positioned on the exterior glazing surfaces shall not be permitted. Glass units must be supported by load-bearing setting blocks.

CI. Installation:

1. Windows shall be installed by experienced workmen in accordance with architect's instructions and architect's drawings.
2. Proper window installation methods are the responsibility of the architect and/or builder. Recommended installation methods are not the responsibility of Prime Window Systems, Yakima, Washington. Please refer to the latest version of AAMA 2400 or ASTM E2112 for installation procedures.

CII. Cleaning

1. All vinyl and glass must be cleaned inside and out. Temporary labels shall be removed, leaving the NFRC and AAMA labels for final inspection. Under no circumstances should solvents be used for cleaning.

END OF SECTION

*(See Architect's notes on next page)*

*Series 6000 Single Hung Specification*

*ARCHITECT'S NOTES:*

*Note 1: Product surpasses AAMA requirement of 0.3 cfm per square foot.*

*Note 2: To specify a U-factor, select from the chart below. A complete chart of NFRC tested U-factors is found in the test data section.*

*NFRC CERTIFIED U - FACTORS*

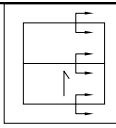
*3/4" O.A. glazing*

*Low E Glass\* and Argon*

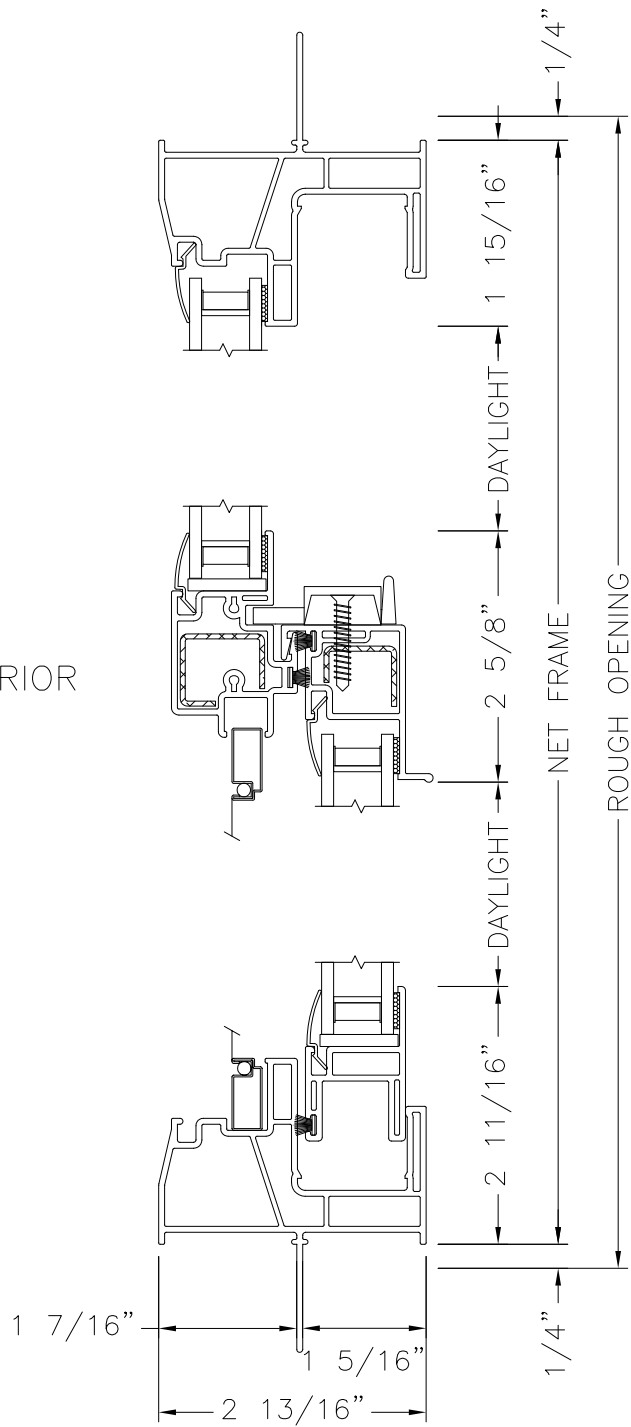
*U-factor = 0.29*

*\* Standard - Cardinal LoE<sup>2</sup>-272 (.04 emissivity)*





EXTERIOR



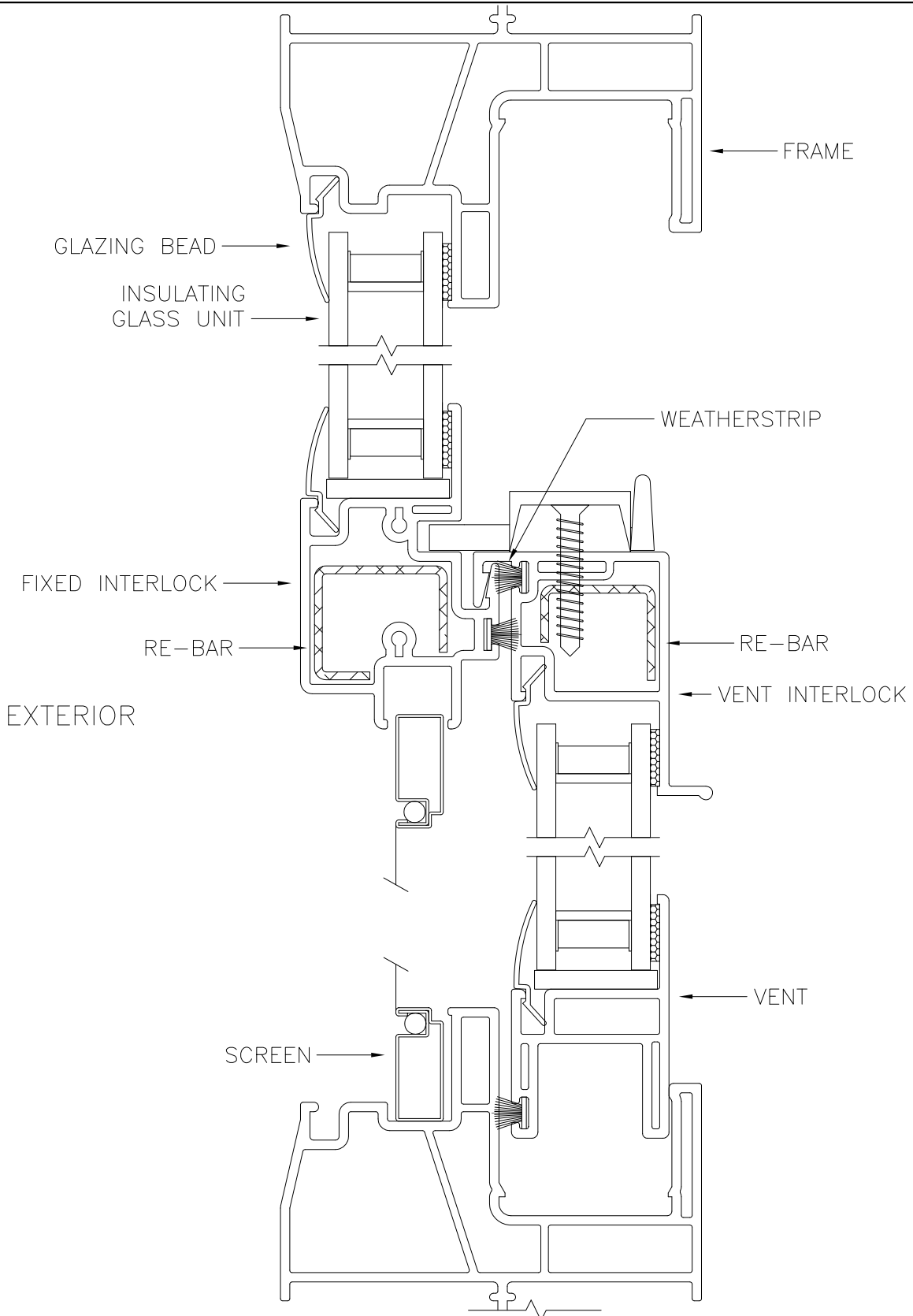
NOT TO BE REPRODUCED WITHOUT EXPRESS PERMISSION OF PRIME WINDOW SYSTEMS

6000 Series, Single Hung  
 Vertical Section  
 Scale: 1/2 Scale



Drawing name: 6000SH\_1.dwg  
 Date: 1/16/12  
 Drafted by: CDY

Prime Window Systems, 3400 Tacoma Street, Union Gap, Washington, 98903.



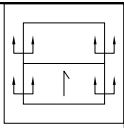
NOT TO BE REPRODUCED WITHOUT EXPRESS PERMISSION OF PRIME WINDOW SYSTEMS

6000 Series, Single Hung  
 Vertical Detail  
 Scale: Full Scale

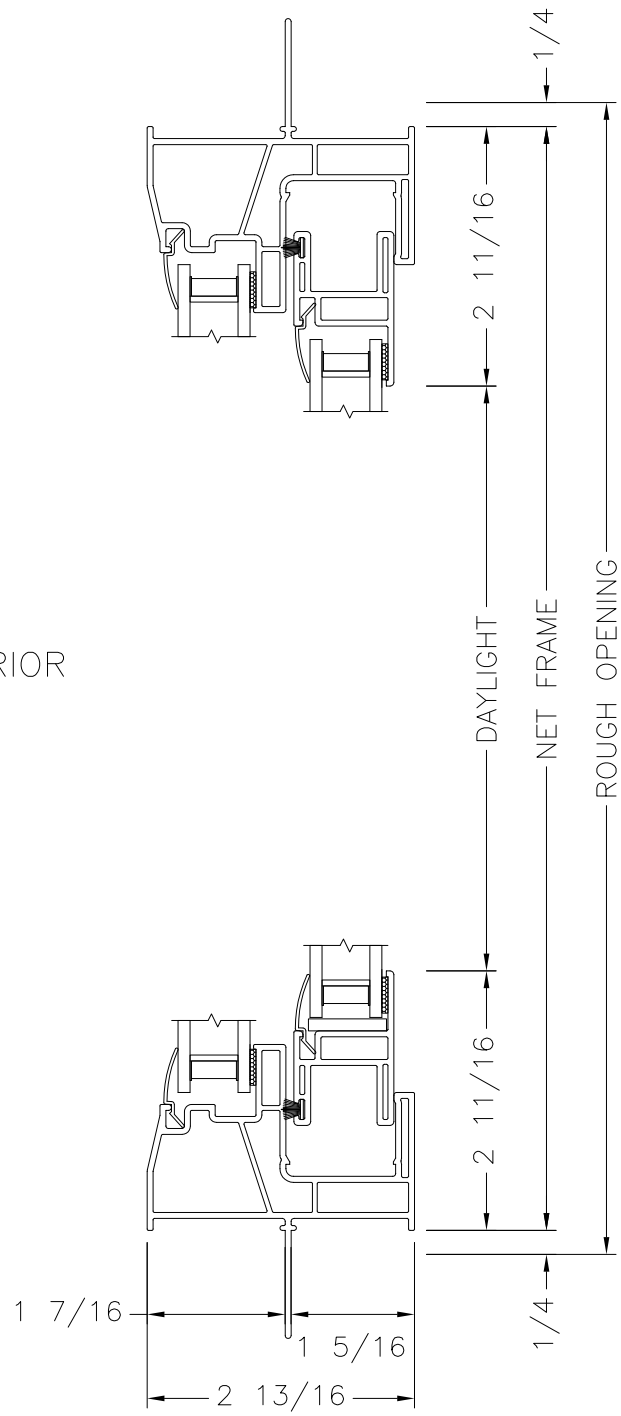


Drawing name: 6000SH\_1d.dwg  
 Date: 1/16/12  
 Drafted by: CDY

Prime Window Systems, 3400 Tacoma Street, Union Gap, Washington, 98903.



EXTERIOR



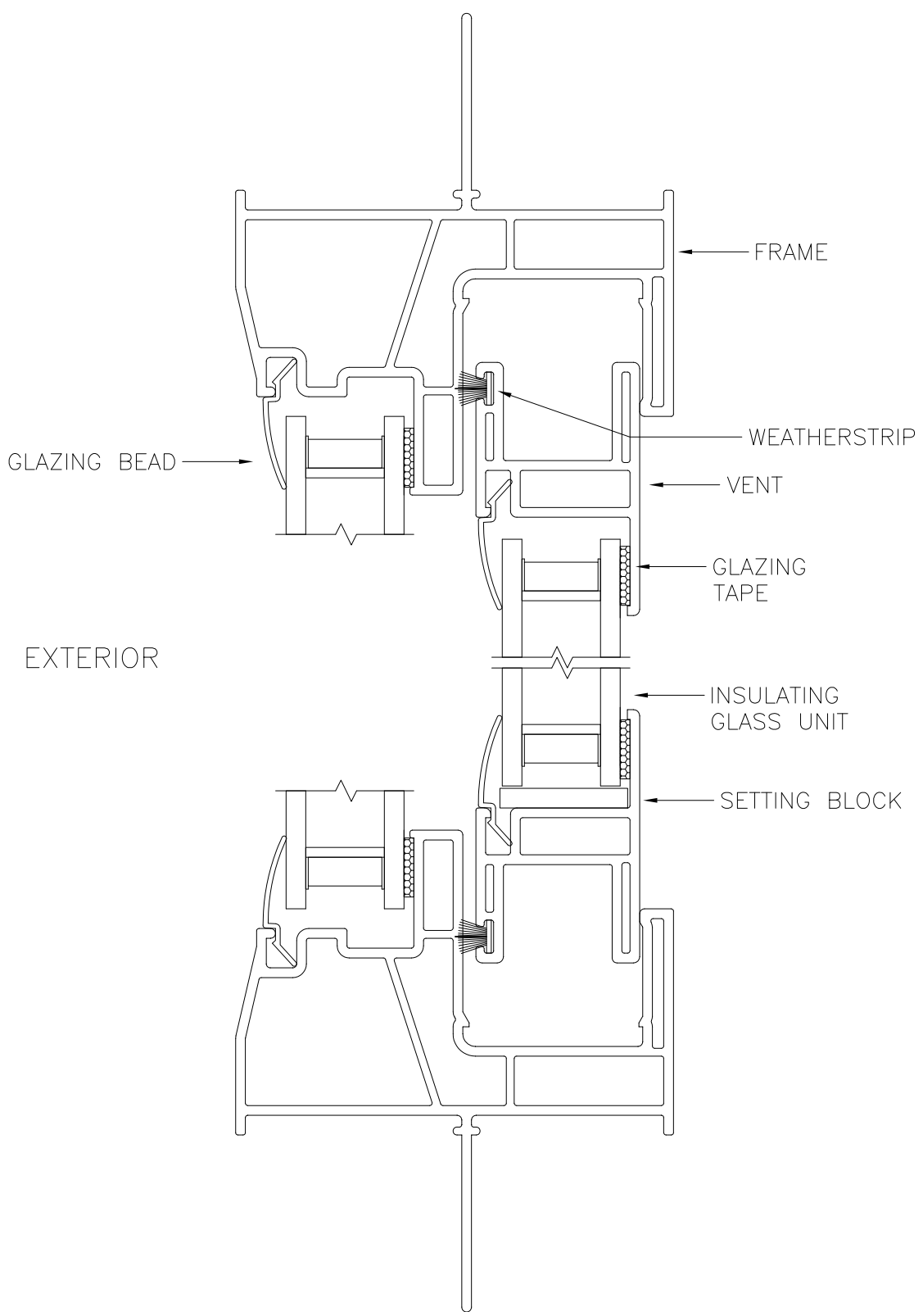
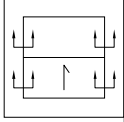
NOT TO BE REPRODUCED WITHOUT EXPRESS PERMISSION OF PRIME WINDOW SYSTEMS

6000 Series, Single Hung  
 Horizontal Section  
 Scale: 1/2 Scale



Drawing name: 6000SH\_2.dwg  
 Date: 1/16/12  
 Drafted by: CDY

Prime Window Systems, 3400 Tacoma Street, Union Gap, Washington, 98903.



NOT TO BE REPRODUCED WITHOUT EXPRESS PERMISSION OF PRIME WINDOW SYSTEMS

<p>6000 Series, Single Hung Horizontal Detail Scale: Full Scale</p>		<p>Drawing name: 6000SH_2d.dwg Date: 1/16/12 Drafted by: CDY</p>
<p>Prime Window Systems, 3400 Tacoma Street, Union Gap, Washington, 98903.</p>		