

PRIME
Window Systems

Series 6000


Vinyl Fixed Window

Contents
























































































List of Architectural Drawings	6000PW - 3
Elevations - 6000 Fixed	6000PW - 4
Available Sizes - 6000 Fixed	6000PW - 5
Elevations, cont. - 6000 Fixed	6000PW - 6
Available Sizes, cont. - 6000 Fixed	6000PW - 7
Series 6000 Fixed Window specification	6000PW - 9
Series 6000 Fixed Window Test Data: AAMA Structural Performance	6000PW - 13
Series 6000 Fixed Window Test Data: NFRC Thermal Performance	6000PW - 13
Architectural Drawings	6000PW - 14

List of Architectural Drawings

Fixed window, horizontal and vertical section (6000PW_1.dwg)	6000PW - 14
Fixed window, horizontal and vertical detail (6000PW_1d.dwg)	6000PW - 15



Elevations - 6000 Fixed

	 18 X 12	 24 X 12	 30 X 12	 36 X 12	 42 X 12	 48 X 12	 54 X 12
 12 X 18	 18 X 18	 24 X 18	 30 X 18	 36 X 18	 42 X 18	 48 X 18	 54 X 18
 12 X 24	 18 X 24	 24 X 24	 30 X 24	 36 X 24	 42 X 24	 48 X 24	 54 X 24
 12 X 30	 18 X 30	 24 X 30	 30 X 30	 36 X 30	 42 X 30	 48 X 30	 54 X 30
 12 X 36	 18 X 36	 24 X 36	 30 X 36	 36 X 36	 42 X 36	 48 X 36	 54 X 36
 12 X 42	 18 X 42	 24 X 42	 30 X 42	 36 X 42	 42 X 42	 48 X 42	 54 X 42
 12 X 48	 18 X 48	 24 X 48	 30 X 48	 36 X 48	 42 X 48	 48 X 48	 54 X 48
 12 X 54	 18 X 54	 24 X 54	 30 X 54	 36 X 54	 42 X 54	 48 X 54	 54 X 54
 12 X 60	 18 X 60	 24 X 60	 30 X 60	 36 X 60	 42 X 60	 48 X 60	 54 X 60
 12 X 66	 18 X 66	 24 X 66	 30 X 66	 36 X 66	 42 X 66	 48 X 66	 54 X 66
 12 X 72	 18 X 72	 24 X 72	 30 X 72	 36 X 72	 42 X 72	 48 X 72	 54 X 72

















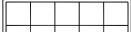















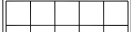

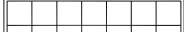









Available Sizes - 6000 Fixed

		Local: (509) 248-4462 U.S., Alaska, Hawaii: (800) 322-8050 FAX: (509) 453-6143			6000 Picture Windows				
		Rough Opening Width							
		12	18	24	30	36	42	48	54
R o u g h O p e n i n g H e i g h t	12		18 x 12	24 x 12	30 x 12	36 x 12	42 x 12	48 x 12	54 x 12
	18	12 x 18	18 x 18	24 x 18	30 x 18	36 x 18	42 x 18	48 x 18	54 x 18
	24	12 x 24	18 x 24	24 x 24	30 x 24	36 x 24	42 x 24	48 x 24	54 x 24
	30	12 x 30	18 x 30	24 x 30	30 x 30	36 x 30	42 x 30	48 x 30	54 x 30
	36	12 x 36	18 x 36	24 x 36	30 x 36	36 x 36	42 x 36	48 x 36	54 x 36
	42	12 x 42	18 x 42	24 x 42	30 x 42	36 x 42	42 x 42	48 x 42	54 x 42
	48	12 x 48	18 x 48	24 x 48	30 x 48	36 x 48	42 x 48	48 x 48	54 x 48
	54	12 x 54	18 x 54	24 x 54	30 x 54	36 x 54	42 x 54	48 x 54	54 x 54
	60	12 x 60	18 x 60	24 x 60	30 x 60	36 x 60	42 x 60	48 x 60	54 x 60
	66	12 x 66	18 x 66	24 x 66	30 x 66	36 x 66	42 x 66	48 x 66	54 x 66
	72	12 x 72	18 x 72	24 x 72	30 x 72	36 x 72	42 x 72	48 x 72	54 x 72



Elevations - 6000 Fixed

 60 X 12	 72 X 12	 84 X 12	 96 X 12
 60 X 18	 72 X 18	 84 X 18	 96 X 18
 60 X 24	 72 X 24	 84 X 24	 96 X 24
 60 X 30	 72 X 30	 84 X 30	 96 X 30
 60 X 36	 72 X 36	 84 X 36	 96 X 36
 60 X 42	 72 X 42	 84 X 42	 96 X 42
 60 X 48	 72 X 48	 84 X 48	 96 X 48
 60 X 54	 72 X 54	 84 X 54	 96 X 54
 60 X 60	 72 X 60	 84 X 60	 96 X 60
 60 X 66	 72 X 66	 84 X 66	
 60 X 72	 72 X 72		



Available Sizes - 6000 Fixed

		Local: (509) 248-4462 U.S., Alaska, Hawaii: (800) 322-8050 FAX: (509) 453-6143			6000 Picture Windows	
		Rough Opening Width				
		60	66	72	84	96
R o u g h O p e n i n g H e i g h t	12	60 x 12	66 x 12	72 x 12	84 x 12	96 x 12
	18	60 x 18	66 x 18	72 x 18	84 x 18	96 x 18
	24	60 x 24	66 x 24	72 x 24	84 x 24	96 x 24
	30	60 x 30	66 x 30	72 x 30	84 x 30	96 x 30
	36	60 x 36	66 x 36	72 x 36	84 x 36	96 x 36
	42	60 x 42	66 x 42	72 x 42	84 x 42	96 x 42
	48	60 x 48	66 x 48	72 x 48	84 x 48	96 x 48
	54	60 x 54	66 x 54	72 x 54	84 x 54	96 x 54
	60	60 x 60	66 x 60	72 x 60	84 x 60	96 x 60
	66	60 x 66	66 x 66	72 x 66	84 x 66	
	72	60 x 72	66 x 72	72 x 72		

I. GENERAL REQUIREMENTS

- A. Provide **Series 6000 Fixed** windows where shown on the drawings, according to the following specifications.
- B. Work Included:
 - 1. Shop fabricated rigid polyvinyl chloride (PVC) windows.
 - 2. Shop glazing.
 - 3. Operating hardware and weatherstripping, and screens.
- C. Quality Assurance:
 - 1. Manufacturer must have been in production of vinyl windows for at least five years.
 - 2. Products must be individually labeled with NFRC Thermal Certification, and AAMA Structural Certification labels, indicating the specified performance level.
 - 3. All extrusions used must be listed in the AAMA Certified PVC Extrusions Directory for conformance to AAMA 109 procedures.
 - 4. Windows must be installed plumb and true into prepared openings in accordance with approved shop drawings or the latest version of AAMA 2400 or ASTM E2112.
- D. Delivery, Storage, and Handling:
 - 1. Deliver windows to jobsite.
 - 2. Identify each window with series type, U-factor, and work order number.
 - 3. Store off ground, on a flat surface in a near vertical position, under cover and protected from weather.
- E. Warranty:
 - 1. Residential - Limited lifetime warranty coverage shall be provided for as long as the original owner owns the home. Warranty coverage shall include defects in materials and/or workmanship in vinyl material products manufactured by Prime Window Systems, Yakima, Washington.
 - 2. Multi-Family - If Prime Window Systems products are installed in non-owner multi-family occupied dwellings then this warranty is limited to 10-Years on parts and 1 year on labor from the date of delivery.
 - 3. Commercial - Limited warranty coverage shall be extended for a 2 year period on commercial applications, excluding parts and labor.
 - 4. Terms of the warranty, limitations, and conditions of the warranty coverage shall be available by contacting Prime Window Systems.

Series 6000 Fixed Window Specification

- F. System Performance : AAMA/WDMA/CSA 101/I.S. 2/A440-2005 Performance Class FW-C30, 96" x 72" test size.
1. Air Infiltration : Not to exceed 0.1 CFM at 1.57 PSF in accordance with ASTM E283. ^{*note 1}
 2. Water Resistance : No leakage when subjected to 4.5 PSF for four, five minute cycles per ASTM E547.
 3. Structural : No damage after structural loading of 45 PSF per ASTM E330.
 4. Thermal : U-factor not to exceed 0. ^{*note 2} when tested in accordance with NFRC 100 procedures. Each unit shall bear a NFRC certification label.

II. PRODUCTS

- A. **Series 6000 Picture Windows** as manufactured by:
Prime Window Systems, 3400 Tacoma Street, Union Gap, WA 98903
1-800-322-8050
- B. Materials:
1. Frames, sash, mullions, and snap-in dry glazing bead members: High impact rigid polyvinyl chloride (PVC), compounded specifically for windows and doors. Material must meet ASTM Standard D 4726 and shall be lead-free. Frame width shall be 2¾" minimum with an integrally extruded nailing flange.
 2. Available colors: standard colors are white and adobe.
 3. Fasteners: Stainless steel, or corrosion resistant finish.
 5. Insulating glass: Hermetically sealed units, ¾" overall thickness. Glazing shall be a minimum of float quality and of adequate strength for the size and use intended.
- C. Fabrication & Construction:
1. Windows must be constructed in a neat and workmanlike manner. All frame and sash corner joints shall be miter cut and fusion welded. Welds are to be dressed and finished to match the surrounding surfaces.
 2. PVC window members shall have an integral white or adobe color throughout the profile. Exposed surfaces shall be smooth and uniform in appearance.
 3. An internal drainage shall be incorporated into the frame.
 4. Glass units shall be held in place by an AAMA approved internal glazing tape and an externally mounted glazing bead. Glazing tape positioned on

Series 6000 Fixed Window Specification

the exterior glazing surfaces shall not be permitted. Glass units must be supported by load-bearing setting blocks.

D. Installation:

1. Windows shall be installed by experienced workmen in accordance with architect's instructions and architect's drawings.
2. Proper window installation methods are the responsibility of the architect and/or builder. Recommended installation methods are not the responsibility of Prime Window Systems, Yakima, Washington. Please refer to the latest version of AAMA 2400 or ASTM E2112 for installation procedures.

DI. Cleaning

1. All vinyl and glass must be cleaned inside and out. Temporary labels shall be removed, leaving the NFRC and AAMA labels for final inspection. Under no circumstances should solvents be used for cleaning.

END OF SECTION

ARCHITECT'S NOTES:

Note 1: Product surpasses AAMA requirement of 0.3 cfm per square foot.

Note 2: To specify a U-factor, select from the chart below. A complete chart of NFRC tested U-factors is found in the test data section.

NFRC CERTIFIED U - FACTORS

3/4" O.A. glazing

Low E Glass and Argon*

U-factor = 0.27

** Standard - Cardinal LoE²-272 (.04 emissivity)*

Series 6000 Fixed Test Data

AAMA Certified Structural Performance Class FW-C30

Air Infiltration:	<0.1 CFM at 1.57 PSF in accordance with ASTM E283.
Water Resistance:	No leakage when subjected to 4.5 PSF for four, five minute cycles per ASTM E547.
Structural:	No damage after structural loading of 45 PSF per ASTM E330.

FW-C30: 96" x 72" test size

NFRC Certified Thermal Performance

In accordance with NFRC 100-2010 and 200-2010 procedures

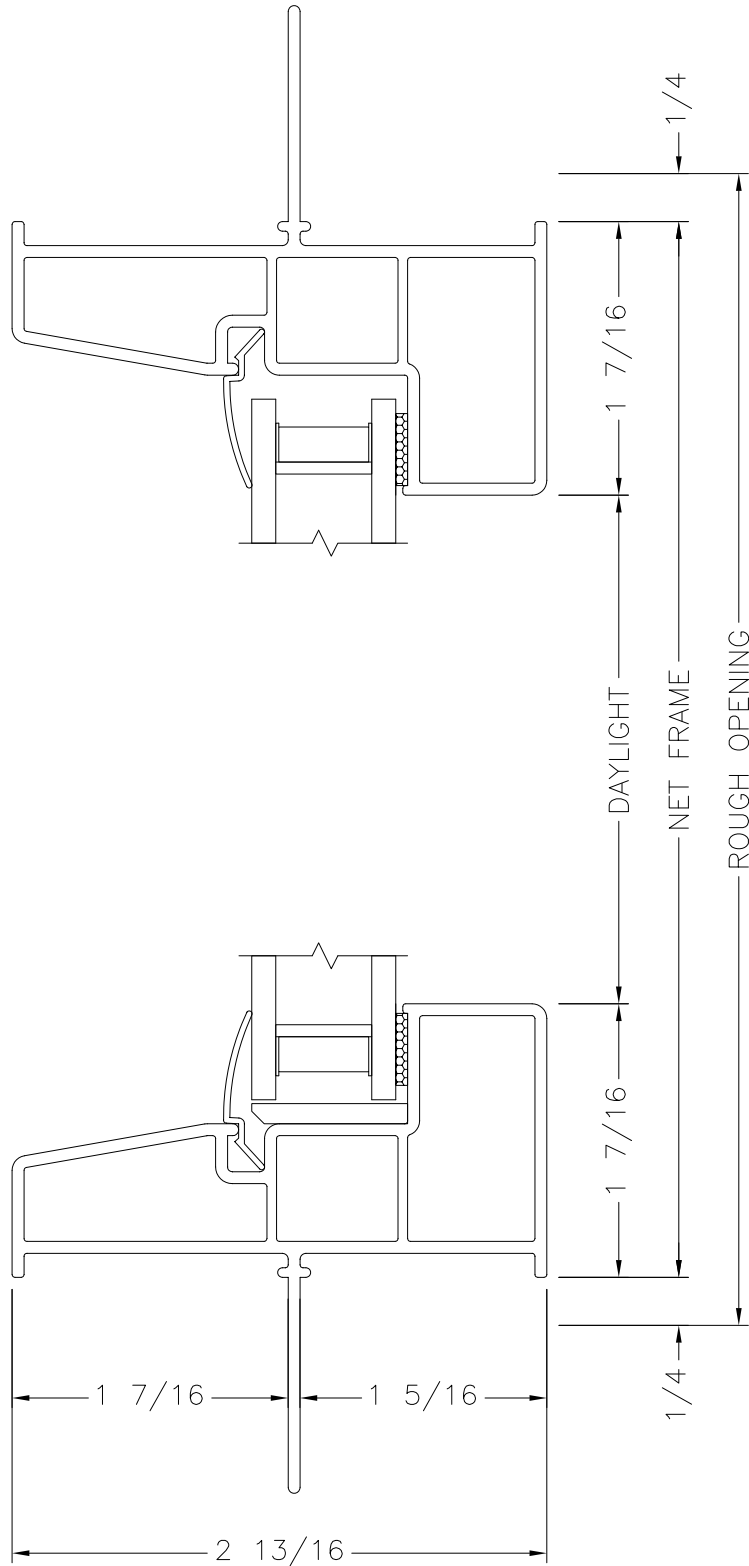
6000PW Glazing Description	U-Factor	SHGC	VT	SHGC	VT
		No Grids	No Grids	Grids <1"	Grids <1"
3/32 LoE ² -272, Argon, 0.75" OA	0.27	0.45	0.65	0.41	0.59
1/8 LoE ² -272, Argon, 0.75" OA	0.27	0.45	0.64	0.41	0.58
1/8 LoE ² -272, Argon, 0.75" OA, Sculpt Grid	0.28			0.41	0.58
3/16 LoE ² -272, Argon, 0.75" OA, No Grid	0.28	0.43	0.63		
3/16 LoE ² -272, Argon, 0.75" OA, Grid	0.30			0.39	0.57
3/32 LoE ³ -366, Argon, 0.75" OA	0.26	0.24	0.59	0.22	0.53
1/8 LoE ³ -366, Argon, 0.75" OA	0.26	0.24	0.58	0.22	0.52
1/8 LoE ³ -366, Argon, 0.75" OA, Sculpt Grid	0.28			0.22	0.52
3/16 LoE ³ -366, Argon, 0.75" OA, No Grid	0.27	0.25	0.57		
3/16 LoE ³ -366, Argon, 0.75" OA, Grid	0.29			0.23	0.51
1/8 LoE-180, Argon, 0.75" OA	0.28	0.61	0.71	0.56	0.64
1/8 LoE-180, Argon, 0.75" OA, Sculpt Grid	0.29			0.56	0.64
3/16 LoE-180, Argon, 0.75" OA, No Grid	0.29	0.59	0.70		
3/16 LoE-180, Argon, 0.75" OA, Grid	0.30			0.53	0.63
1/8 LoE ² -272, LoE i89, Argon, 0.75" OA	0.22	0.36	0.63	0.33	0.57
1/8 LoE ² -272, LoE i89, Argon, 0.75" OA, Sculpt Grid	0.23			0.33	0.57
3/16 LoE ² -272, LoE i89, Argon, 0.75" OA, No Grid	0.23	0.36	0.62		
3/16 LoE ² -272, LoE i89, Argon, 0.75" OA, Grid	0.24			0.32	0.55
1/8 LoE ³ -366, LoE i89, Argon, 0.75" OA	0.21	0.24	0.57	0.22	0.51
1/8 LoE ³ -366, LoE i89, Argon, 0.75" OA, Sculpt Grid	0.23			0.22	0.51
3/16 LoE ³ -366, LoE i89, Argon, 0.75" OA, No Grid	0.22	0.24	0.56		
3/16 LoE ³ -366, LoE i89, Argon, 0.75" OA, Grid	0.24			0.22	0.5
1/8 LoE-180, LoE i89, Argon, 0.75" OA	0.23	0.56	0.69	0.51	0.62
1/8 LoE-180, LoE i89, Argon, 0.75" OA, Sculpt Grid	0.24			0.51	0.62
3/16 LoE-180, LoE i89, Argon, 0.75" OA, No Grid	0.24	0.53	0.68		
3/16 LoE-180, LoE i89, Argon, 0.75" OA, Grid	0.25			0.48	0.61

SHGC = Solar Heat Gain Coefficient; VT = Visible Transmittance

Cardinal LoE²-272: medium solar gain Low E for standard window applications; Cardinal LoE³-366: low solar gain Low E for solar control applications; Cardinal LoE-180: high solar gain Low E for passive solar applications; LoE i89: interior surface Low E coating for maximum energy efficiency.

Test data is subject to change without notice - consult factory for current values 5/2014

EXTERIOR



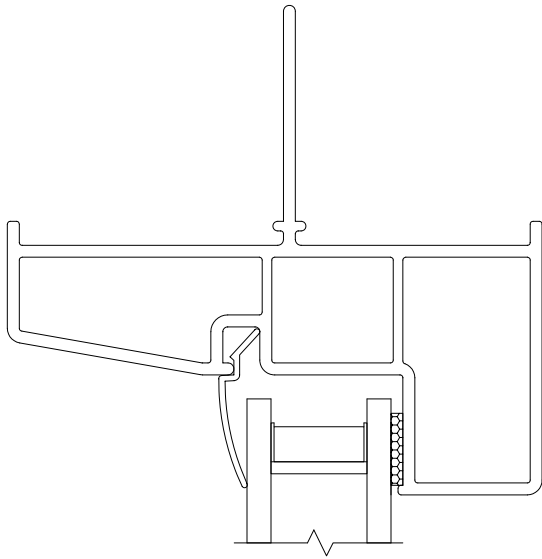
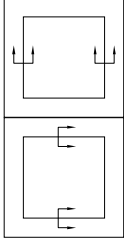
NOT TO BE REPRODUCED WITHOUT EXPRESS PERMISSION OF PRIME WINDOW SYSTEMS

6000 Series, Picture Window
Horizontal, Vertical Section
Scale: Full Scale

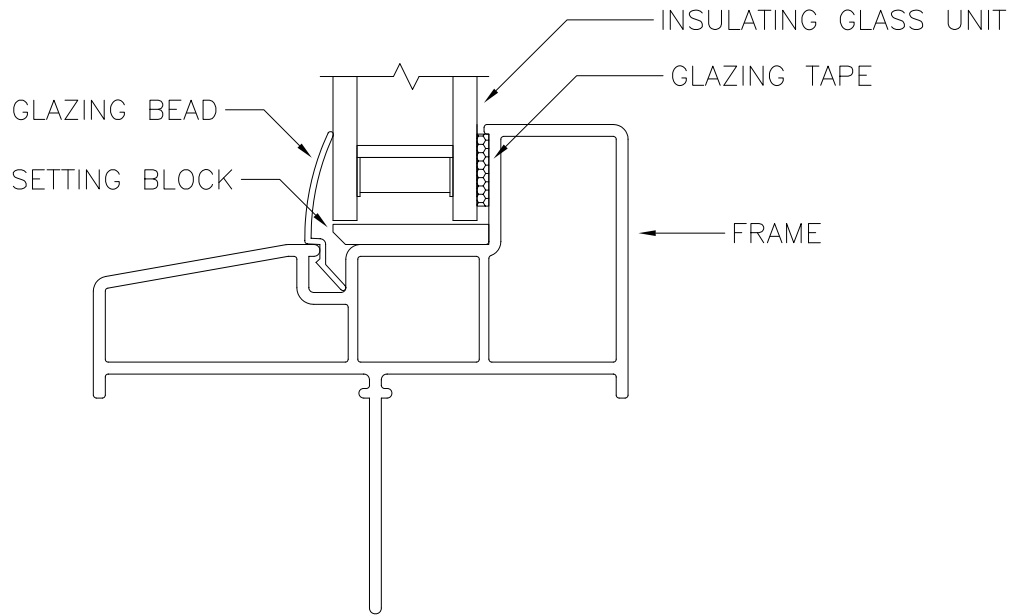


Drawing name: 6000PW_1.dwg
Date: 1/16/12
Drafted by: CDY

Prime Window Systems, 3400 Tacoma Street, Union Gap, Washington, 98903.



EXTERIOR



NOT TO BE REPRODUCED WITHOUT EXPRESS PERMISSION OF PRIME WINDOW SYSTEMS

6000 Series, Picture Window
Horizontal, Vertical Detail
Scale: Full Scale



Drawing name: 6000PW_1d.dwg
Date: 1/16/12
Drafted by: CDY

Prime Window Systems, 3400 Tacoma Street, Union Gap, Washington, 98903.

