




*The new standard in quality and performance*




**PRIME**  
*Window Systems*

PREMIUM VINYL  
WINDOWS AND DOORS  
FOR NEW CONSTRUCTION  
AND REPLACEMENT

# PREMIUM SERIES

## 9000 VINYL SLIDER WINDOW



- + **Multi-cavity vinyl lineals** improve thermal performance, help retard heat transfer and enhance sound absorbency
- + **3/4" insulated glass** provides energy saving thermal efficiency
- + **3-1/4" frame depth** provides outstanding structural integrity
- + **Beveled exterior frame** provides beauty and elegance
- + **Self-aligning tandem rollers** glide over a stainless steel track for smooth, effortless operation
- + **Frame options** include flush fin and block frame
- + **DP Rating 50** (window test size 48" x 75")
- + Limited Lifetime Warranty

### CUSTOM Options

- + Optional 1-1/8" triple glaze for superior thermal efficiency
- + Decorative grids available in Colonial or Perimeter styles. Available in 5/8" Flat or 1" Sculptured
- + Optional acoustical glass packages
- + Continuous head and sill to create twin and triple window units
- + EZ Action "Positive Action" Lock
- + Solar Control Low-E
- + Custom sizes available

### COLOR Options

- + Standard frame colors include White, Almond or Adobe
- + Exterior custom color options include Red, Brown, Green, Black and Silver

#### Minimum Egress:

- + Slider 48"W x 48"H

# PREMIUM SERIES

## 9000 VINYL SINGLE HUNG WINDOW

- + **3/4" insulated glass** provides energy saving thermal efficiency
- + **Beveled exterior frame** provides beauty and elegance
- + **Frame options** include flush fin and block frame
- + **High-profile nylon fin-seal weather stripping** enhances thermal efficiency
- + **Concealed balance system** ensures a smooth, easy operation of bottom sash
- + **Equal size glass in the fixed-lite and sliding vent panel** creates an attractive, symmetrical harmony
- + Limited Lifetime Warranty

### CUSTOM Options

- + Optional 1 1/8" triple glaze for superior thermal efficiency
- + Decorative grids available in Colonial or Perimeter styles. Available in 5/8" Flat or 1" Sculptured
- + Optional acoustical glass packages
- + Continuous head and sill to create combination window units
- + EZ Action "Positive Action" Lock
- + Solar Control Low-E
- + Custom sizes available

### COLOR Options

- + Standard frame colors include White, Almond or Adobe
- + Exterior custom color options include Red, Brown, Green, Black and Silver

#### Minimum Egress:

- + Single Hung 36"W x 60"H





## SERIES 720

### VINYL CASEMENT/AWNING WINDOW

- + **Multi-cavity vinyl lineals** improve thermal performance, help retard heat transfer and enhance sound absorbency
- + **3/4" insulated glass** provides energy saving thermal efficiency
- + **Fusion-welded frame and sash** minimize air and water infiltration and enhance overall durability
- + **3-1/4" frame depth** provides outstanding structural integrity
- + **Pre-punched integral nailing-fin** targets proper nail location for quick, easy installation
- + **Double weather stripping** enhances thermal efficiency

#### CUSTOM Options

- + Decorative aluminum grids available in Colonial or Perimeter styles. Available in 5/8" Flat or 1" Sculptured
- + Continuous head and sill to create twin and triple window units

#### COLOR Options

- + Standard frame colors include White, Almond or Adobe

#### Minimum Egress:

- + Casement 30"W x 48"H

- + **Easy-to-operate casement window** opens a full 90 degrees for maximum ventilation and comfort
- + **Concealed hinge and operating hardware** ensure a smooth, sleek appearance
- + **Roto-gear operator** provides a smooth, easy open and close action
- + **Intersecting T-bar construction** provides exceptional structural integrity for combination units
- + **Multi-point locking hardware** provides comforting security and a weather-tight seal between the frame and operating sash
- + **Beveled exterior frame** adds a stylish accent
- + **Low-E Glass with Insulating Argon Gas**
- + **Meets NAFS-08 Rating**



## SLIM LINE SERIES

### 6000 VINYL SLIDER WINDOW

- +  $\frac{3}{4}$ " insulated glass provides energy-saving thermal efficiency
- + Warm-edge insulated glass technology reduces condensation up to 80%
- + Precision-mitered, fusion-welded corners provide superior strength and weather resistance
- +  $2\text{-}\frac{7}{8}$ " frame depth provides a strong, heavy-duty construction
- + Double aluminum-reinforced interlocks provide a weather-tight seal and added security
- + Double weather stripping at interlock prevents air and water infiltration
- + Sliding sash lifts out for safe, easy cleaning from the inside
- + Multi-chambered frame assembly improves thermal performance and helps enhance sound absorbency
- + Tandem wheel and axle assemblies assure smooth, easy operation and even reveals
- + High glass-to-frame ratio provides maximum viewing area
- + Sweep lock provides a weather-tight seal and added security
- + Integral finger-pulls make it easy to open and close window
- +  $1\text{-}\frac{3}{8}$ " nailing-fin setback



#### CUSTOM Options

- + Low-E Glass for additional efficiency
- + Limited lifetime warranty

#### COLOR Options

- + White, Adobe, Almond

#### Minimum Egress:

- + Slider 48"W x 48"H

## SLIM LINE SERIES

### 6000 VINYL SINGLE HUNG WINDOW



- +  $\frac{3}{4}$ " insulated glass provides energy saving thermal efficiency
- + Double aluminum-reinforced meeting rails provide superior strength and rigidity
- + Positive Action Sweep Lock provides a weather-tight seal and added security
- + Fiberglass  $\frac{1}{2}$  screen standard
- + DP Rating 35 (window test size 48" x 78")

#### CUSTOM Options

- + Low-E Glass for additional efficiency
- + Limited lifetime warranty

#### COLOR Options

- + White, Adobe, Almond

#### Minimum Egress:


- + Single Hung 36"W x 60"H



## SERIES 411


### VINYL SLIDING PATIO DOOR

- + **Double Pane Insulated Glass** for improved thermal performance
- + **Fin removal option** to meet a variety of patio door installation needs
- + **Precision-Mitered Frames** with fusion welded corners provide the best possible resistance to air and water infiltration and enhance structural integrity
- + **Dual Weep & Drainage System** carries water away from the door while controlling air and dust penetration
- + **Multi-Chamber Vinyl Profiles** enhance structural strength, sound absorbency and improve year-round thermal performance
- + **DP 40 Rating (XO)**
- + **Metal Reinforced Interlocks and Lock Stile** with full length pile weather strip provide superior structural strength, peace-of-mind and reduction of air and water infiltration
- + **Self-Tracking Adjustable Tandem Rollers** with solid aluminum track offer smooth, effortless operation
- + **Half Fiberglass Screen** is standard
- + **Equal Sightlines** for enhanced viewing and aesthetics
- + **Careful Design and Meticulous Heavy-Duty Construction** make this door an excellent choice for a wide variety of residential and light commercial applications



### CUSTOM Options

- + Decorative aluminum grids available in Colonial, Prairie or Perimeter styles. Available in 5/8" Flat or 1" Contoured
- + Low-E Glass and insulating Argon Gas
- + Multi-point lock
- + Bronze and Grey glass tint
- + Heavy duty half screen
- + Multiple Patio Door sizes and configurations available



Colonial



Prairie  
(8 Point)



3 Leg Prairie/  
Perimeter  
(4 Point)

### COLOR Options

- + Standard frame colors include White, Almond or Adobe
- + Exterior custom color options include Red, Brown, Green, Black and Silver

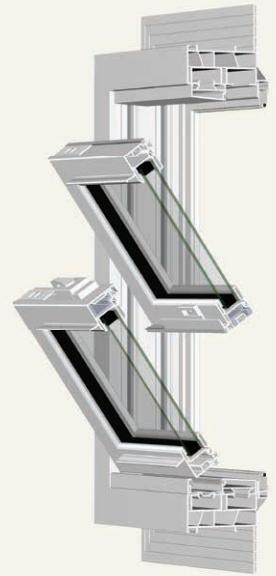
## SERIES 10000 VINYL SLIDER WINDOW



- + Adjustable stainless axle with brass roller ensures ease of operation on double sliding windows
- + Full weather stripping helps prevent air infiltration
- + Warm-edge glazing system enhances thermal performance of glass components
- + Integral vinyl interlock with dual gasket insulation strip spans full length of locking rail to seal out air and water
- + ¾" insulated glass provides energy-saving thermal efficiency
- + Pocket sill helps minimize air infiltration
- + Large multi-cavity chamber and air-tight design help improve thermal performance and reduce the amount of outside noise entering the home
- + Even sight lines for a balanced look
- + Fusion-welded frame and sash minimizes air and water infiltration and increases durability
- + Replacement flange engineered with heavy-duty dual wall construction (optional feature)
- + Limited lifetime warranty backs every Series 10000 window
- + Full screens are flush mounted and feature a continuous lift rail\*
- + Vent latch allows for open positioning of top sash
- + Integral vinyl sash rails provide smooth, finger-tip operation of both sashes
- + Cam lock with keeper engages metal-reinforced meeting rail for added strength and security at interlock

## SERIES 10000 VINYL DOUBLE HUNG WINDOW

- + Available in four frame styles: Nail Fin, Flush Fin, Block Frame and Brick Mould
- + Double hungs allow both sashes to tilt in for safe, easy cleaning from inside the home
- + Full weather stripping helps prevent air infiltration
- + Warm-edge glazing system enhances thermal performance of glass components
- + Integral vinyl interlock with dual gasket insulation strip spans full length of locking rail to seal out air and water
- + ¾" insulated glass provides energy-saving thermal efficiency
- + Pocket sill helps minimize air infiltration
- + Large multi-cavity chamber and air-tight design help improve thermal performance and reduce the amount of outside noise entering the home
- + Even sight lines for a balanced look
- + Fusion-welded frame and sash minimizes air and water infiltration and increases durability
- + Limited lifetime warranty backs every Series 10000 window
- + Full screens are flush mounted and feature a continuous lift rail\*
- + Constant force balance allows for easy movement of sash (double hung models)
- + Vent latch allows for open positioning of top sash
- + Integral vinyl sash rails provide smooth, finger-tip operation of both sashes
- + Cam lock with keeper engages metal-reinforced meeting rail for added strength and security at interlock



### CUSTOM Options

- + Low-E Glass + Argon Gas
- + Solar Control Low-E Glass + Argon Gas
- + Thermal Max + Argon Gas
- + 1" contoured, or 5/8" flat grid
- + Decorative, obscure, double-strength or tinted glass
- + Nail fin accessory for use in remodeling or new construction applications

### COLOR Options

- + Standard frame colors include White, Almond or Adobe
- + Exterior custom color options include Red, Brown, Green, Black and Silver

# SERIES 1000

## VINYL TILT-TURN WINDOW



### COLOR Options

- + Standard frame color is White
- + Exterior custom color options include Red, Brown, Green, Black and Silver
- + Dual steel-reinforced frame and sash panels provide maximum strength and rigidity
- + High-performance weather stripping provides superior resistance to wind and water infiltration and maintains flexibility at sub-zero temperatures
- + 1" insulated glass provides energy saving thermal efficiency. Accepts up to 1-3/8" triple glazing for maximum thermal performance
- + Warm-edge insulated glass enhances thermal performance and helps reduce condensation
- + Multi-cavity vinyl chambers help improve thermal performance and structural integrity
- + Pre-punched integral nailing-fin targets proper nail location for quick, easy installation
- + Precision-mitered, fusion-welded corners provide superior strength and weather resistance
- + Extra heavy-duty 1/8" thick vinyl walls in frame and sash provide superior strength, rigidity and thermal performance
- + Commercial grade structural integrity qualifies this window for use in a wide variety of applications, including: schools, institutions, mid-rise commercial buildings, premium residential homes
- + Interior compression glazing allows glass replacement from the inside without special tools or skills
- + Easy care vinyl with integral color throughout for a durable, lasting beauty
- + Optional Grids: 5/8" Flat or 1" Sculptured Grid  
Grid Colors: White  
Grid Patterns: Colonial, Perimeter, Top Down

# SILENT GUARD™ ACOUSTIC SERIES

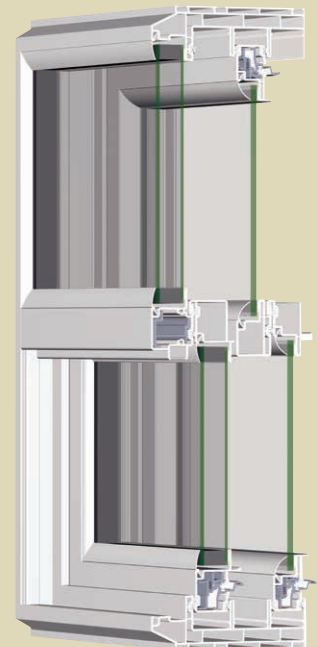
## 7000 VINYL WINDOW

Companion horizontal slider and picture windows are also available.

- + Unique beveled frame design gives a more streamlined and crafted appearance rather than the "boxy" look of alternative sound control products
- + Maximum sound reduction designed and engineered with the placement and thickness of the glass optimized to provide maximum sound reduction
- + Secondary glazing: inner panel accepts up to 1/4" laminated glass for use where highest noise levels are encountered
- + Dual weep/drainage system weeps water away from the window while reducing air and dust penetration
- + Self-latching lock provides comforting security and keeps sash units tight and secure to seal out weather
- + The integral lift rails allow easy opening and closing of the window
- + Full-length interlocking meeting rails reduce air and water infiltration and add structural integrity to both inner and outer sash systems
- + Extra-thick vinyl walls in main frame and sash add strength and stability

### COLOR Options

- + Standard frame colors include White or Almond



# CUSTOM Options

## + ENERGY EFFICIENT GLASS OPTIONS:\*



### Low-E Glass + Argon Gas

Argon gas works like an insulating blanket between two panes of glass to further improve thermal efficiency and decrease outside sound levels.



### Solar Control Low-E Glass + Argon Gas

Solar Control Glass reduces solar heat gain and offers high levels of natural light to provide a comfortable and pleasant environment inside the home.

## + SCREEN OPTIONS:

Heavy Duty Half Screen is optional

## + GLASS TINT OPTIONS:\*

Bronze Grey



## + STANDARD FRAME COLORS:\*

White Almond Adobe




## + EXTERIOR FRAME COLORS:\*

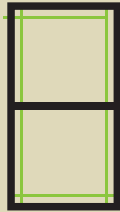
Green Black Brown Cranberry Red Silver



## + GRID PATTERNS:



Colonial



3 Leg Prairie/  
Perimeter  
(4 Point)

## + GRID STYLES:\*



5/8" flat



1" contoured

## + GRID COLOR:

Color match available for standard colors

## + LOCK OPTION:

Multi-point lock is optional

Note: Manufacturer reserves the right to substitute components as necessary for continued product improvement.

\* Printing process may affect color shown. Please refer to actual door sample when selecting colors.

Only use mild, water based household cleaner on painted product and rinse immediately with water. See full cleaning instructions for details.

Screens are not meant to restrain a child from falling through an open window or door.

Energy Star is a registered trademark of the U.S. Department of Energy.

DISTRIBUTED BY:



12775 East 38th Avenue + Denver, CO 80239  
3400 Tacoma Street + Union Gap, WA 98903

[primewindows.com](http://primewindows.com)